

Scaled data based on original data using
LM-79-08 Approved Method: Electrical and Photometric Measurements of Solid-
State Lighting Products

Test Report Prepared for
Cooper Lighting Solutions
(formerly Eaton)

Brand: McGRAW-EDISON

Report Number: P385937

Luminaire Tested: **GWC-SA1C-735-U-SL2**

Issue Date: 3/3/2020

Test Information

Test Method: LM-79-08
Report Number: P385937
TEST IS SCALED FROM IESNA LM-79-08 TEST DATA (G2-1903-205-20)
Test Lab: INNOVATION CENTER
Issue Date: 3/3/2020
Manufacturer: COOPER LIGHTING SOLUTIONS (FORMERLY EATON)
Product Line: MCGRAW-EDISON
Catalog Number: GWC-SA1C-735-U-SL2
Description: GALLEON WALL LUMINAIRE
(1) 70 CRI, 3500K, 1050mA LIGHTSQUARE WITH 16 LEDS AND TYPE II SPILL
LIGHT ELIMINATOR OPTICS
Light Source: -
Ballast/Driver: ELECTRONIC DRIVER

Summary

Lumens per Lamp: N/A
Luminaire Lumens: 6950.6 lumens
Efficiency: N/A
Efficacy: 117.8 lumens/watt
Luminous Opening: Rectangular (W 0.5' x L: 0.5' x H: 0')
IES Classification: Type III - Medium
BUG Rating: B1 - U0 - G2

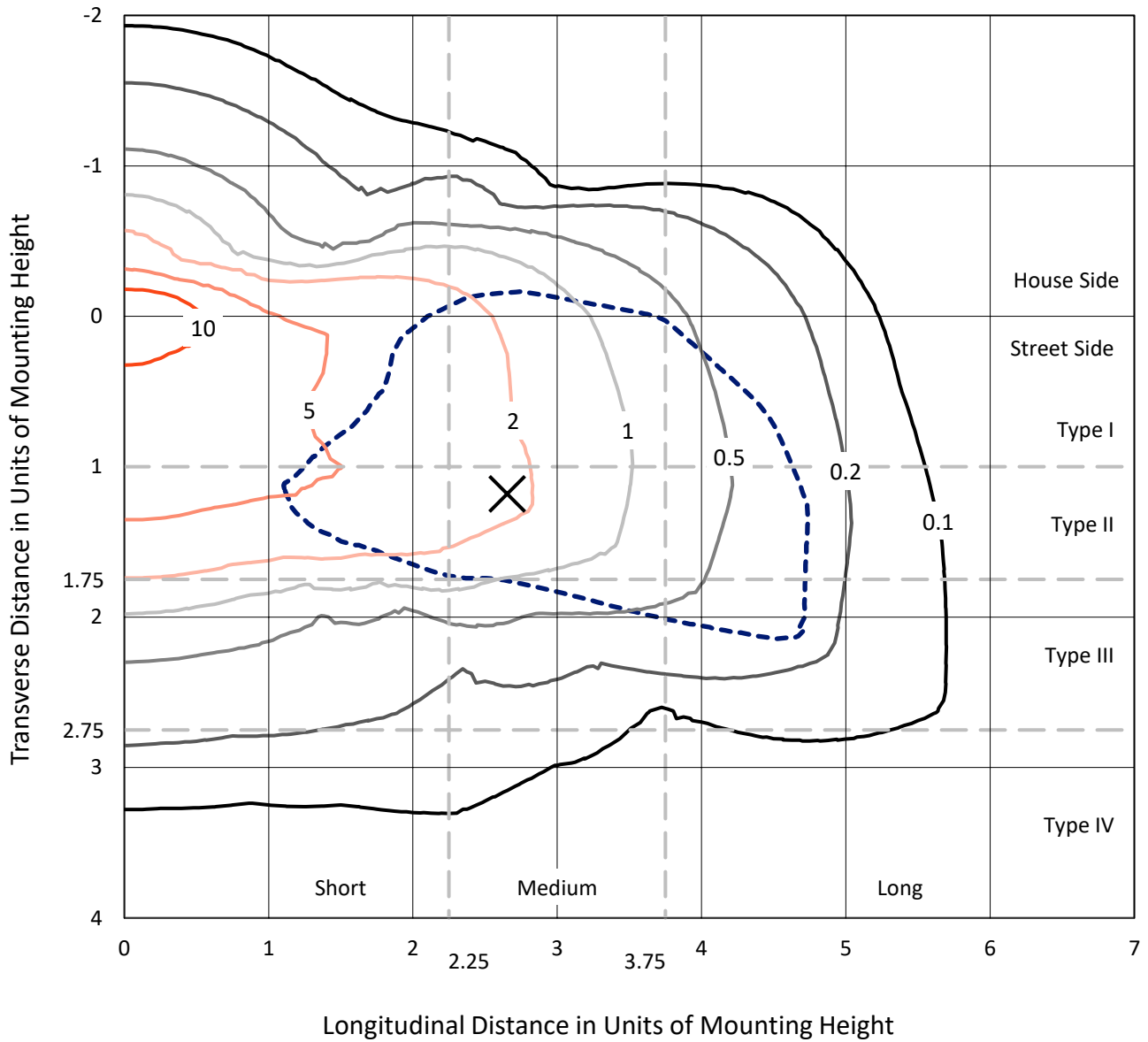
Input Watts (W): 59
Input Voltage (V): NR
Input Current (A_{in}): NR
Voltage Rise (V): NR
Power Factor: NR
Total Harmonic Distortion (THDi): NR
Frequency (hertz): 60
Stabilization Time: NR
Operation Time: NR
Ambient Temperature (°C): NR
Test Distance: 24 FT



REPORT NUMBER: P385937
 CATALOG NUMBER: GWC-SA1C-735-U-SL2

Iso-Footcandle Lines of Horizontal Illumination

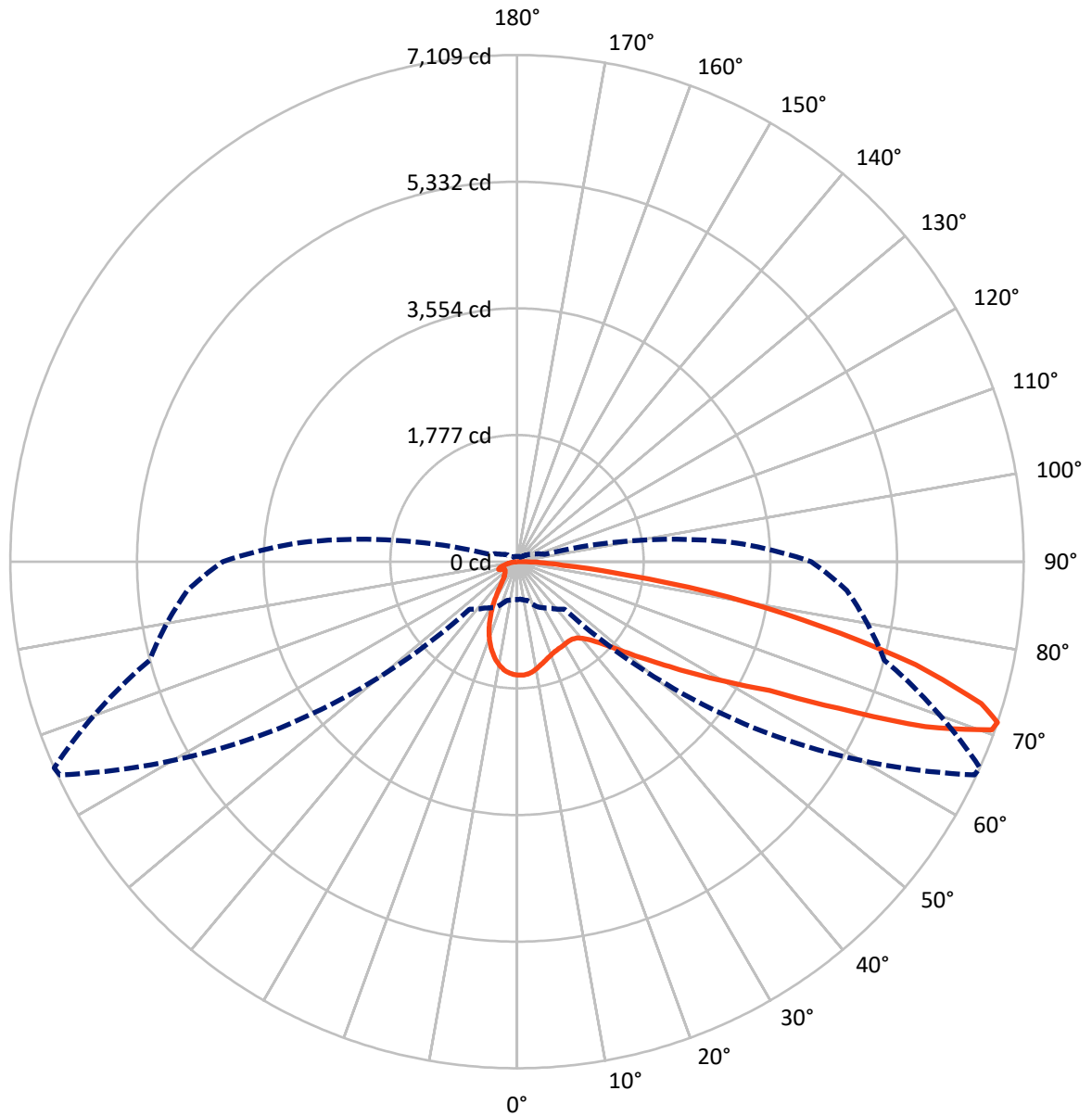
✕ Max cd
 - - - 1/2 Max cd



Based on 10 foot mounting height. Maximum calculated value = 15.9 fc
 Type III - Medium - N/A

REPORT NUMBER: P385937
CATALOG NUMBER: GWC-SA1C-735-U-SL2

Luminous Intensity Polar Plot



— Vertical Plane Through 66-Deg Lateral - - - Horizontal Cone Through 71-Deg Vertical

REPORT NUMBER: P385937

CATALOG NUMBER: GWC-SA1C-735-U-SL2

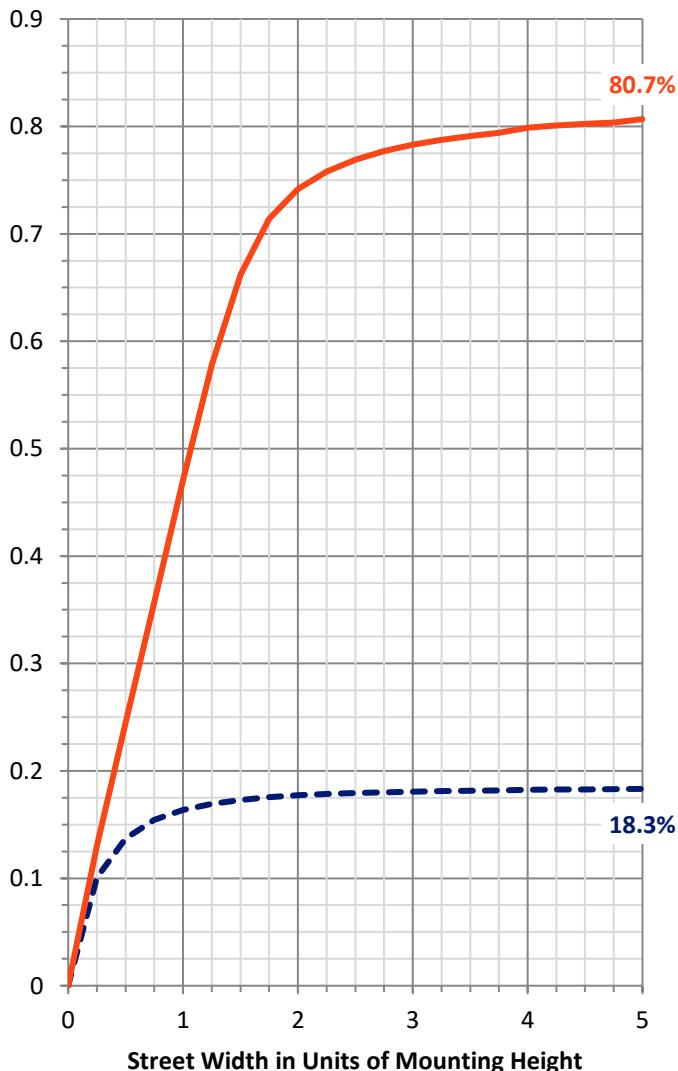
FLUX DISTRIBUTION:

		Downward	Upward	Total
House Side	Lumens	1288.1	0.0	1288.1
	% Fixture	18.5	0.0	18.5
Street Side	Lumens	5662.4	0.0	5662.4
	% Fixture	81.5	0.0	81.5
Total	Lumens	6950.6	0.0	6950.6
	% Fixture	100.0	0.0	100.0

ZONAL LUMENS:

Zone	Lumens	% Fixture
0°-10°	140.2	2.0
10°-20°	336.2	4.8
20°-30°	451.5	6.5
30°-40°	594.0	8.5
40°-50°	864.1	12.4
50°-60°	1349.8	19.4
60°-70°	1690.9	24.3
70°-80°	1289.7	18.6
80°-90°	234.2	3.4
90°-100°	0.0	0.0
100°-110°	0.0	0.0
110°-120°	0.0	0.0
120°-130°	0.0	0.0
130°-140°	0.0	0.0
140°-150°	0.0	0.0
150°-160°	0.0	0.0
160°-170°	0.0	0.0
170°-180°	0.0	0.0
0°-90°	6950.6	100.0
0°-180°	6950.6	100.0

Coefficient of Utilization



REPORT NUMBER: P385937

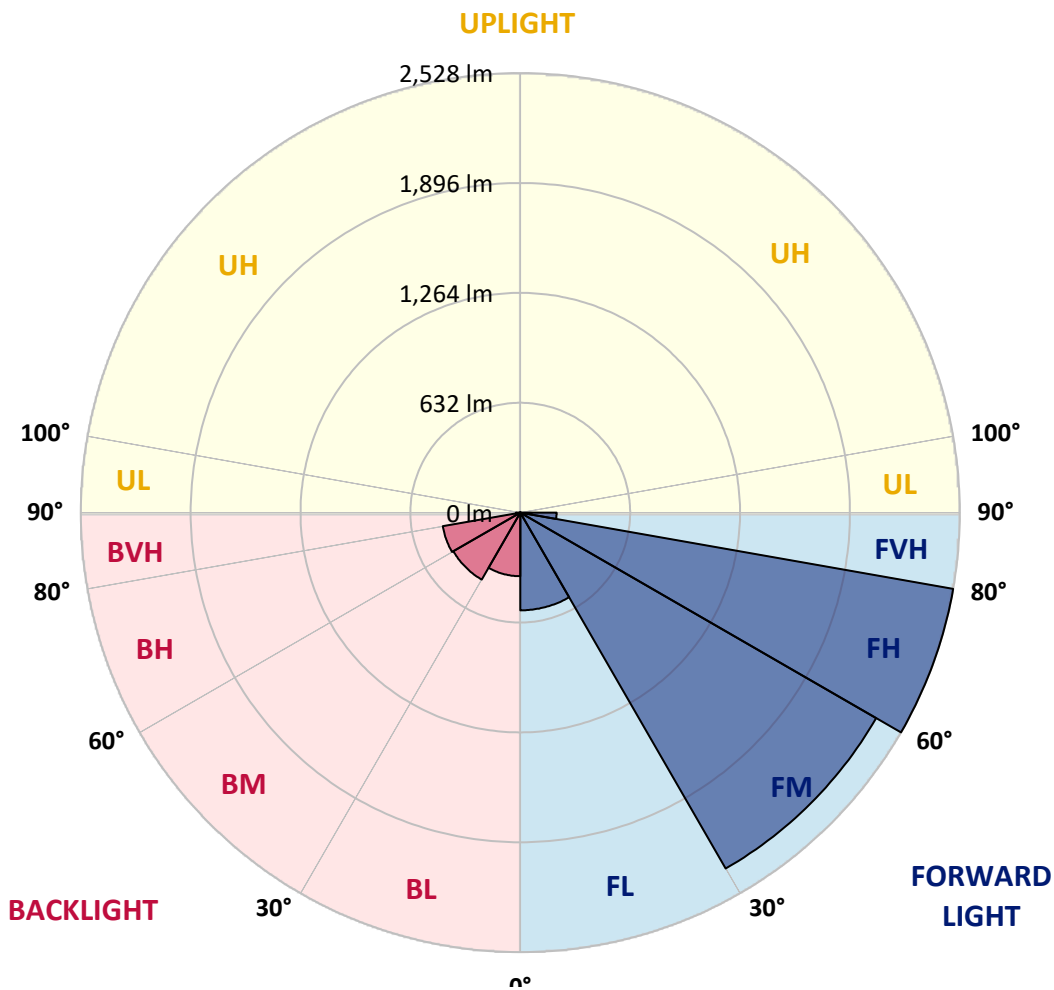
CATALOG NUMBER: GWC-SA1C-735-U-SL2

LUMINAIRE CLASSIFICATION SYSTEM LUMEN TABLE AND BUG RATING:

Zone	Lumens	% Fixture	Zone Rating/Lumen Limit		
			B	U	G
FL (0°-30°)	562.1	8.1			
FM (30°-60°)	2363.5	34.0			
FH (60°-80°)	2528.0	36.4			G2/5000
FVH (80°-90°)	208.8	3.0			G2/225
BL (0°-30°)	365.8	5.3	B1/500		
BM (30°-60°)	444.4	6.4	B1/1000		
BH (60°-80°)	452.6	6.5	B1/500		G1/500
BVH (80°-90°)	25.4	0.4			G1/100
UL (90°-100°)	0.0	0.0		U0/0	
UH (100°-180°)	0.0	0.0		U0/0	

BUG Rating: B1-U0-G2

Type III Medium





REPORT NUMBER: P385937
 CATALOG NUMBER: GWC-SA1C-735-U-SL2

CANDELA DISTRIBUTION (FULL):

	0°	5°	15°	25°	35°	45°	55°	65°	66°	75°	85°
0°	1592.3	1592.3	1592.3	1592.3	1592.3	1592.3	1592.3	1592.3	1592.3	1592.3	1592.3
2.5°	1562.7	1560.3	1567.6	1575.0	1577.8	1582.6	1589.8	1594.0	1593.7	1594.4	1592.0
5°	1459.1	1456.0	1470.3	1482.1	1504.6	1530.1	1561.1	1583.2	1583.6	1596.1	1599.4
7.5°	1360.9	1358.7	1375.3	1394.2	1420.5	1459.3	1509.4	1557.0	1559.9	1593.7	1605.4
10°	1282.2	1281.7	1297.8	1318.4	1348.9	1392.4	1450.0	1519.6	1523.9	1582.1	1606.4
12.5°	1220.7	1221.7	1235.7	1259.2	1291.3	1336.7	1399.0	1477.6	1484.5	1563.9	1600.9
15°	1175.4	1179.2	1190.5	1214.3	1245.9	1292.0	1356.1	1438.7	1449.2	1543.5	1597.7
17.5°	1149.4	1153.8	1161.7	1181.4	1211.2	1255.6	1316.3	1406.7	1416.3	1527.9	1598.0
20°	1141.8	1145.4	1150.0	1161.9	1187.2	1227.5	1284.8	1377.9	1388.2	1515.4	1600.4
22.5°	1157.0	1159.6	1160.1	1159.1	1174.4	1207.3	1262.1	1356.9	1367.9	1507.3	1602.0
25°	1189.4	1192.9	1190.3	1181.4	1176.4	1196.5	1250.2	1342.9	1353.9	1501.2	1598.8
27.5°	1238.0	1238.5	1236.3	1224.9	1201.1	1197.7	1246.7	1334.8	1345.3	1494.3	1591.8
30°	1304.3	1307.4	1303.6	1287.9	1249.1	1216.9	1251.0	1326.8	1336.4	1485.5	1580.5
32.5°	1381.8	1389.5	1389.2	1372.9	1317.2	1259.9	1268.7	1322.0	1329.4	1476.1	1566.8
35°	1462.2	1472.7	1492.4	1485.5	1416.6	1327.8	1302.8	1329.7	1334.8	1474.8	1557.2
37.5°	1545.7	1556.2	1596.8	1615.5	1534.9	1425.0	1356.6	1356.9	1359.2	1489.5	1556.5
40°	1633.0	1644.3	1705.3	1753.9	1688.3	1548.1	1443.2	1413.5	1410.8	1525.6	1570.7
42.5°	1755.4	1765.5	1838.7	1900.9	1858.4	1705.8	1563.0	1500.8	1495.3	1596.1	1616.0
45°	1910.3	1918.8	1996.6	2063.1	2041.2	1885.7	1713.5	1621.0	1620.1	1713.6	1707.9
47.5°	2094.3	2101.0	2170.8	2235.1	2243.1	2092.9	1902.6	1806.5	1791.0	1874.9	1850.2
50°	2286.0	2293.4	2341.0	2410.1	2468.9	2370.0	2145.9	2033.8	2012.9	2087.8	2051.8
52.5°	2412.9	2422.8	2464.0	2551.7	2722.7	2673.8	2433.6	2309.3	2277.7	2345.8	2318.1
55°	2356.3	2378.4	2441.5	2581.9	2925.8	3138.0	2788.5	2630.6	2594.9	2651.5	2635.2
57.5°	2098.8	2129.0	2215.2	2431.9	2954.4	3546.9	3325.1	3009.1	2983.9	2967.5	2975.0
60°	1628.3	1657.3	1764.1	2046.6	2755.4	3845.4	4132.7	3475.6	3439.1	3284.8	3291.5
62.5°	1152.4	1137.7	1210.9	1417.5	2239.0	3880.4	5051.5	4099.5	3979.6	3619.8	3590.3
65°	878.8	875.4	908.3	974.1	1356.1	3461.2	5598.9	5148.3	4960.8	4013.8	3944.2
67.5°	722.1	716.1	748.5	844.2	873.3	2232.9	5610.9	6364.9	6180.8	4504.4	4353.6
70°	593.7	587.0	617.2	740.8	807.0	1132.4	4722.2	7077.4	7067.5	5125.4	4662.8
71°	532.3	527.5	563.7	701.0	792.8	943.8	4077.2	7079.3	7108.8	5335.7	4644.5
72.5°	433.4	435.0	473.5	623.9	782.3	833.4	2996.6	6749.4	6811.7	5536.0	4478.7
75°	288.0	289.4	339.8	479.9	758.6	815.4	1646.9	5663.4	5778.1	5416.0	4086.8
77.5°	193.4	193.0	227.2	329.3	660.9	815.4	965.7	4235.8	4361.8	4309.5	3150.6
80°	133.2	132.3	156.5	227.2	500.3	825.3	746.5	2968.5	3006.6	2327.3	1280.5
82.5°	81.6	82.3	102.2	160.5	340.5	742.7	704.8	1618.7	1577.1	652.7	319.9
85°	46.8	46.6	65.3	108.7	218.6	626.9	687.3	696.7	639.1	196.5	115.6
87.5°	16.8	18.0	35.0	60.2	125.2	436.5	583.2	362.3	326.6	88.8	52.3
90°	0.0	0.0	0.0	0.0	0.0	0.0	0.0	0.0	0.0	0.0	0.0



REPORT NUMBER: P385937
 CATALOG NUMBER: GWC-SA1C-735-U-SL2

CANDELA DISTRIBUTION (continued):

	90°	95°	105°	115°	125°	135°	145°	155°	165°	175°	180°
0°	1592.3	1592.3	1592.3	1592.3	1592.3	1592.3	1592.3	1592.3	1592.3	1592.3	1592.3
2.5°	1590.3	1591.8	1590.1	1580.5	1572.4	1559.1	1551.7	1541.4	1538.3	1536.8	1540.6
5°	1596.3	1596.8	1582.6	1557.4	1529.1	1495.8	1471.7	1442.3	1428.3	1422.3	1426.2
7.5°	1601.9	1599.7	1568.7	1520.5	1468.2	1410.1	1358.6	1311.2	1283.6	1272.3	1273.3
10°	1602.6	1593.4	1543.8	1469.1	1388.0	1302.8	1223.7	1150.7	1104.6	1074.6	1083.8
12.5°	1595.1	1579.8	1507.1	1402.7	1290.1	1174.0	1067.0	957.5	891.8	861.2	862.3
15°	1589.4	1561.6	1462.0	1324.5	1173.2	1019.4	873.3	744.7	674.6	643.4	628.7
17.5°	1584.6	1541.8	1409.7	1236.3	1035.2	840.2	664.5	549.8	511.4	502.3	498.4
20°	1577.8	1521.0	1351.3	1134.4	878.1	639.5	485.2	428.6	428.8	439.4	440.9
22.5°	1568.5	1497.2	1289.1	1019.9	709.3	465.8	380.4	364.0	380.6	400.7	404.3
25°	1554.6	1469.1	1220.1	893.5	540.9	358.0	324.9	324.2	344.4	365.5	368.6
27.5°	1534.9	1432.4	1143.2	757.6	398.6	304.3	291.1	296.1	311.0	326.3	327.6
30°	1508.5	1389.7	1058.5	614.4	312.4	270.9	269.5	274.0	283.1	293.9	295.0
32.5°	1479.5	1346.2	968.0	475.6	267.5	253.0	254.4	256.5	260.9	265.2	266.1
35°	1453.1	1301.9	875.4	361.4	246.2	241.1	240.2	239.7	240.2	238.8	239.0
37.5°	1436.1	1265.2	778.9	287.7	234.0	230.9	228.0	224.4	220.3	217.9	218.4
40°	1429.8	1237.8	681.2	248.7	223.9	221.7	216.2	208.5	203.8	202.3	202.3
42.5°	1446.6	1223.7	587.0	228.9	215.5	211.9	202.8	193.9	190.3	190.0	189.9
45°	1498.0	1229.4	497.2	218.1	207.8	200.8	188.8	181.4	179.0	179.5	179.2
47.5°	1590.1	1265.6	420.5	210.9	200.2	191.0	177.5	171.6	168.7	168.7	168.9
50°	1746.8	1350.4	359.2	205.0	193.7	181.9	169.5	162.0	158.1	157.9	157.9
52.5°	1975.0	1502.0	321.1	199.9	186.5	173.8	161.3	151.9	147.4	146.4	145.9
55°	2261.0	1719.5	310.6	196.5	176.9	164.9	151.4	142.0	137.1	134.9	134.6
57.5°	2581.0	1983.9	331.4	192.5	167.0	154.3	140.6	131.7	126.4	123.8	123.6
60°	2904.7	2272.6	416.6	186.7	158.9	142.8	129.5	121.5	116.1	113.3	112.8
62.5°	3228.9	2576.9	590.6	186.2	153.1	131.7	118.3	111.3	106.3	103.1	102.5
65°	3594.6	2910.0	788.3	199.0	151.1	121.7	106.8	101.3	96.9	94.0	93.8
67.5°	4014.6	3286.0	769.4	225.1	157.6	112.5	96.0	91.7	88.6	86.1	86.0
70°	4211.6	3227.2	478.2	243.6	166.7	103.7	85.7	82.6	80.1	78.4	77.8
71°	4129.0	3064.3	401.0	241.4	165.8	99.9	81.6	79.2	76.7	75.3	74.6
72.5°	3903.9	2794.5	334.5	224.6	155.0	92.9	76.3	73.9	71.8	70.1	69.6
75°	3503.2	2495.8	267.8	179.5	123.6	78.4	67.0	64.3	62.7	61.7	60.7
77.5°	2575.2	1781.1	207.1	141.8	90.9	64.1	57.1	55.2	53.5	52.0	51.4
80°	986.6	689.9	139.4	105.9	66.7	50.6	46.0	45.1	43.4	42.5	42.5
82.5°	265.7	206.1	74.4	64.1	44.6	36.9	35.3	34.8	33.3	31.5	31.7
85°	107.5	90.9	41.7	35.3	27.3	21.8	23.8	24.0	22.4	19.9	20.2
87.5°	47.3	38.6	23.3	15.6	12.0	8.4	10.8	10.8	9.9	8.2	7.4
90°	0.0	0.0	0.0	0.0	0.0	0.0	0.0	0.0	0.0	0.0	0.0

Signify Classified - Internal
Cooper Lighting Solutions Photometric Lab
1121 Highway 74 South
Peachtree City, GA 30269

Scaled Data Report



Report Generated By 670245982

Signify Classified - Internal
Cooper Lighting Solutions Photometric Lab
1121 Highway 74 South
Peachtree City, GA 30269

Scaled Data Report



Signify Classified - Internal
Cooper Lighting Solutions Photometric Lab
1121 Highway 74 South
Peachtree City, GA 30269

Scaled Data Report



Signify Classified - Internal
Cooper Lighting Solutions Photometric Lab
1121 Highway 74 South
Peachtree City, GA 30269

Scaled Data Report





--- HS — SS

Signify Classified - Internal
Cooper Lighting Solutions Photometric Lab
1121 Highway 74 South
Peachtree City, GA 30269

Scaled Data Report



u

Signify Classified - Internal
Cooper Lighting Solutions Photometric Lab
1121 Highway 74 South
Peachtree City, GA 30269

Scaled Data Report



Signify Classified - Internal
Cooper Lighting Solutions Photometric Lab
1121 Highway 74 South
Peachtree City, GA 30269

Scaled Data Report



(END OF REPORT)